

TYPE	Compaction Plates, Pedestrian Operated
MAKE	Bomag
MODEL	BPR100/80D
SERIAL NUMBER	101695341104

Report Number	BTE 20200205-1646
Date	05-Feb-2020
Created By	Monica Dransfield
Assessor	Monica Dransfield
Assist. Assessor(s)	Keith Horwood
Completed By	Monica Dransfield
Owner	Tutt Bryant Equipment - WA
Customer	EDGEHILL HOLDINGS PTY LTD
Assessment Purpose	Sale
State	WA

TABLE OF CONTENTS

SECTION 1	IMPORTANT INFORMATION Contains information outlining the scope and any limitations applicable to this Risk Management Report
SECTION 2	MACHINE DETAILS Contains standard machine specifications and details of any extras fitted
SECTION 3	RISK ANALYSIS, RISK EVALUATION & RISK TREATMENT Contains details of the technique used to calculate risk ratings, time frame and risk treatments. Please refer to this information when reviewing and interpreting the information in section 4 & 5
SECTION 4	RISK TREATMENTS REQUIRED Contains detailed information regarding the risk treatments to be implemented including hazard, risk rating, time frame, relevant standards & legislative references
SECTION 5	RISK TREATMENTS IN PLACE Contains detailed information regarding the risk treatments in place including hazard, risk rating, relevant standards & legislative references
SECTION 6	IMAGES AND NOTES Contains images & any relevant information entered by the assessor

SECTION 1 IMPORTANT INFORMATION

This report generated by Plant Assessor™ © Online Safety Systems on Thursday, 6 Feb 2020 9:21 AM

This Risk Management Report has been prepared for -

(insert recipient name/company name)

This document has been prepared to cover the sale or transfer of this item of plant between the Company identified on the front cover and their named recipient. This report must not be used for any subsequent sale or transfer.

This document is provided to meet duty of care obligations as set out in relevant state and territory health and safety regulations for the supply of plant and the sale and transfer of plant.

The safety hazards associated with the operating and maintaining of this item of plant have been identified as far as practical by visual inspection. This item of plant is being sold in an "as-is" condition with known and unknown safety hazards. No physical testing has been conducted (eg. Wire rope tests, stress tests, structural/non-destructive tests, noise tests, vibration tests, brake tests, insulation tests etc.) unless stated otherwise in the notes.

This document is not intended to provide information on, nor warrant the mechanical, electrical or structural condition of this item of plant. Any information on standard features have been supplied through the manufacturer and should be used as a guide only until otherwise verified.

This item of plant should be further assessed, tested and inspected or dismantled as necessary to gauge any further hazards and /or risks relating to SPECIFIC WORKPLACE USE, which are currently unknown, in accordance with relevant standards, regulations and acts.

Under common law and relevant state and territory health and safety acts, regulations and codes of practice, there is a requirement for the plant owner, employer and operator to exercise a duty of care in the safe operation and maintenance of plant. Accordingly before this item of plant is supplied to, or used at any workplace it must be inspected to ensure it is in a fully operational , safe and serviceable condition and that operators and maintenance personnel are appropriately trained in the use & maintenance of this item of plant.

For further information regarding this report contact Online Safety Systems on 1300 72 88 52

SECTION 2 MACHINE DETAILS

MACHINE DETAILS	- NOISE TEST RESULTS	Operator Sound Level (dBA)	
	CAPACITIES	Fuel Tank Capacity (Litres)	
	DIMENSIONS/WEIGHTS	Height (mm)	1080
		Operating weight (kg)	687
		Standard base plate dimensions width x length (mm)	650x980
		Working width (mm)	800
	DRUMS	Vibrations, min-max (Hz)	Max 56
	ENGINE	Engine Displacement (Litres)	
		Engine Make & Model	Hatz 1D90Z
		Engine Number	
		Engine Power (kW@rpm)	
		Engine Power kW/(Hp)	11/
		Fuel: Petrol/Diesel/Gas	Diesel

	Number of Cylinders	1
EXTRAS	Remote Control Available	No
	Water system available	
OPERATING SYSTEMS	Starting system	Electric with crank handle option
TRANSMISSION	Reverse travel ability	Yes
	Travel speed (m/min)	28
WORK CAPABILITIES	Centrifugal force (kN)	
	Impact Rate (bpm)	

SECTION 3 RISK ANALYSIS / RISK EVALUATION




RISK ANALYSIS		CONSEQUENCE				
		1. INSIGNIFICANT Dealt with by in house first aid	2. MINOR Treated by medical professionals, hospital out patients	3. MODERATE Significant non permanent injury overnight hospital stay	4. MAJOR Extensive permanent injury eg. Loss of fingers, extended hospital stay	5. CATASTROPHIC Death, permanent disabling injury eg. Loss of hand, quadriplegia
LIKELIHOOD	A. Almost certain to occur in most circumstances	MEDIUM 8	HIGH 16	HIGH 18	CRITICAL 23	CRITICAL 25
	B. Likely to occur frequently	MEDIUM 7	MEDIUM 10	HIGH 17	HIGH 20	CRITICAL 24
	C. Possibly and likely to occur at sometime	LOW 3	MEDIUM 9	MEDIUM 12	HIGH 19	HIGH 22
	D. Unlikely to occur but could happen	LOW 2	LOW 5	MEDIUM 11	MEDIUM 14	HIGH 21
	E. May occur but only in rare circumstances	LOW 1	LOW 4	LOW 6	MEDIUM 13	MEDIUM 15

RISK EVALUATION	CRITICAL	Act immediately to mitigate risk. Implement risk treatment(s) in accordance with the risk treatment table below.
	HIGH	Act immediately to mitigate risk. Implement risk treatment(s) in accordance with the risk treatment table below. If the appropriate risk treatments are not immediately accessible establish interim risk treatment strategies. Permanent risk treatments must be implemented within one week.
	MEDIUM	Take reasonable steps to mitigate and monitor the risk. Implement risk treatment(s) in accordance with the risk treatment table below. Permanent risk treatments must be implemented within one month.
	LOW	Take reasonable steps to mitigate and monitor the risk. Implement risk treatment(s) in accordance with the risk treatment table below. Permanent risk treatments must be implemented within three months.

RISK TREATMENT	Selecting the most appropriate risk treatment option involves balancing the costs and efforts of implementation against the benefits derived, with regard to legal, regulatory and other requirements. <small>(source AS/NZS ISO 31000:2009)</small>	
	Eliminate	Eliminate the risk source.
	Substitute	Provide an alternative that is capable of performing the same task which is safer.
	Engineering	Provide or construct a physical barrier or guard.
	Administration	Develop policies, procedures, practices and guidelines in consultation with employees to mitigate the risk. Provide training, instruction and supervision about the risk source.
	Personal protective	Provide personal protective equipment to protect the individual from the risk source.

SECTION 4 RISK TREATMENTS REQUIRED





This section of the report pertains to hazards created by use of this item of plant which currently do not have risk treatments in place. The risk treatments recommended in this section have been developed based on relevant Australian Standards, health & safety legislation, the hierarchy of risk treatment in accordance with the guidelines set forth in AS/NZS ISO 31000 – Risk Management and various other sources. The recommended risk treatment measures must be developed, implemented and validated as effective prior to the operation, maintenance or testing of this item of plant. Treatments applied must be dated and initialled adjacent the recommendations. All operators must read and understand the entire contents of this section prior to operating this item of plant.




	HAZARD(S)	Prelim. Risk Rating	Residual Risk Rating	Time Frame	Due Date	Date Rectified	Initial
OPERATION	 INCORRECT OPERATION	CRITICAL 24	MEDIUM 15	Immediate	5-Feb-20		
	<p>Risk Treatment Required: Operator Competency Only persons who are qualified, trained and experienced and/or hold the relevant certification/license can operate this item of plant. If there is not a competent/licensed person available for operation of this item of plant then only persons who are supervised by a competent/licensed person can operate this item of plant.</p> <p>Legislation: State Health & Safety Legislation & Regulation</p> <p>References: Work Health & Safety Act & Regulations-</p>						
	<p>Risk Treatment Required: Foot Protection Label Prior to operating this item of plant hazard warning labels re: wearing of foot protection must be attached. Foot protection must also be provided to all operators. Once attached these labels must be present, clear and legible at all times.</p> <p>References: AS1319- , AS/NZS4024.1201</p>						
MAINTENANCE	 BURNS, CRUSHING	HIGH 19	MEDIUM 14	1 Week	12-Feb-20		
	<p>Risk Treatment Required: Engine Guard Label Ensure all engine guards have a hazard warning label which states that the guard must not be opened unless the engine is not running and all moving parts behind have stopped. These labels must be present and fully functional and serviceable at all times whilst this item of plant is in operation.</p> <p>Legislation: State Health & Safety Legislation & Regulation</p> <p>References: AS1319- , AS/NZS4024.1201</p>						
	<p>Risk Treatment Required: Service Records Service and maintenance records are not available for this item of plant.</p> <p>This risk assessment will form the basis of your records for this item of plant. Service and maintenance records must be developed and maintained as part of your plant safety management programme. This includes regular inspections re: the general condition of the item of plant including (but not limited to) tyre condition, oil levels and wear and tear on critical items such as brakes and steering, etc. All OEM prescribed, scheduled and non scheduled maintenance must also be documented as part of these records.</p> <p>Legislation: State Health & Safety Legislation & Regulation</p> <p>References: Work Health & Safety Act & Regulations-</p>						
	 OPERATIONAL MALFUNCTION	HIGH 21	MEDIUM 15	1 Week	12-Feb-20		
<p>Risk Treatment Required: Engine Guard Label Ensure all engine guards have a hazard warning label which states that the guard must not be opened unless the engine is not running and all moving parts behind have stopped. These labels must be present and fully functional and serviceable at all times whilst this item of plant is in operation.</p> <p>Legislation: State Health & Safety Legislation & Regulation</p> <p>References: AS1319- , AS/NZS4024.1201</p>							








SECTION 5 RISK TREATMENTS IN PLACE






This section of the report pertains to risk treatments currently in place on this item of plant. This section must be read in conjunction with the safety section of the manufacturers handbook. All operators must read and understand the entire contents of this section

prior to operating this item of plant. These treatments or equivalent must remain in place at all times whilst this item of plant is in operation.

	HAZARD(S)	Prelim. Risk Rating	Residual Risk Rating
OPERATION	 INCORRECT OPERATION	HIGH 22	MEDIUM 15
	<p>Risk Treatments in Place: Operation Handbook The manufacturer's operation handbook has been supplied for this item of plant.</p> <p>This handbook must be available at all times to all potential operators and supervisory staff. All potential operators must read and be familiar with this handbook prior to operating.</p> <p>A complete risk assessment/Job Safety Analysis must be undertaken covering all operating processes and environments associated with this item of plant. SWMS should be produced for specific tasks associated with use of this item of plant.</p>		
	 INCORRECT OPERATION	HIGH 22	MEDIUM 15
	<p>Risk Treatments in Place: Pre-op Checklist Compaction Plate, Pedestrian A pre-operational checklist is available for this Compaction Plates, Pedestrian Operated. All operators must complete this checklist prior to operating this Compaction Plates, Pedestrian Operated.</p> <p>References: Work Health & Safety Act & Regulations-</p>		
OPERATION	 INCORRECT OPERATION	HIGH 22	MEDIUM 15
	<p>Risk Treatments in Place: SOP Compaction Plate, Pedestrian Safe Operation Procedures are available for this Compaction Plates, Pedestrian Operated. The information in the Safe Operation Procedures must be followed at all times whilst operating this Compaction Plates, Pedestrian Operated.</p> <p>References: Work Health & Safety Act & Regulations-</p>		
	 INCORRECT OPERATION	HIGH 22	MEDIUM 15
	<p>Risk Treatments in Place: Control Labels All controls including all levers, buttons, pedals, switches etc. are clearly labelled as to their purpose and method of operation. These labels must be maintained in a clean and serviceable condition at all times.</p> <p>References: AS/NZS4024.1905</p>		

HAZARD(S)	Prelim. Risk Rating	Residual Risk Rating
 POISONING, BURNS, EXPLOSION	HIGH 22	MEDIUM 15
<p>Risk Treatments in Place: Engine Review Safe Operation Procedures to ensure the existence of the following:</p> <p>FUEL COMBUSTION ENGINES SAFE OPERATION PROCEDURES</p> <ol style="list-style-type: none"> 1. Switch off the engine before refueling. 2. NEVER smoke in the vicinity of, and keep sources of sparks away from, any flammable liquid or fuel. 3. Let the engine cool down before refueling. 4. Fuels can contain substances similar to solvents. Eyes and skin should not come in contact with mineral oil products. Always wear protective gloves when refueling (not regular work gloves!). Frequently clean and change protective clothes. Do not breathe in fuel vapours. Inhalation of fuel vapours can be hazardous to your respiratory health. 5. Use extreme care when filling fuel tanks. 6. Exercise care not to spill fuel. If a spill over the engine occurs, clean and dry the engine immediately. Fuel should not come in contact with clothes. If your clothes have become contaminated with fuel, change out of them at once. Undertake refilling operations over a non porous surface such as concrete or preferably within a bunded area to avoid spilling fuel on the ground (environmental protection). 7. Do not refuel any fuel tank or container in a closed unventilated area. Without effective ventilation, fuel vapours will accumulate near the floor creating a risk of explosion and/or causing dizziness and possible unconsciousness in nearby persons. 8. Ensure to correctly fit and firmly tighten the screw cap of the fuel tank. 9. Before starting the engine, move to a location at least 3 metres from where you fuelled the engine. 10. Fuel cannot be stored for an unlimited period of time. Buy only as much as will be consumed in the short term. 11. When making up the fuel/oil mixture (2-stroke engines only), always put the oil in the mixing container first, and then the fuel. 12. Use only approved and appropriately marked containers for the transport and storage of fuel. 13. Keep children away from fuel, fuel storage and operating machinery! 14. Where possible, keep an appropriate fire extinguisher nearby during operations utilising flammable liquids. 15. Never operate an internal combustion engine inside your home, basement, garage or any other enclosed area. The engine needs a minimum of 1 to 2 metres of spacing on all sides (including the top). An engine needs an unlimited supply of fresh air for proper cooling during operation. 16. Properly locate the engine outdoors away from doors and windows. An open door or window will allow dangerous exhaust fumes to enter the building. Since combustion engines create carbon monoxide, which can be lethal, good ventilation is critical. Keep the engine dry and always operate it on a level surface. <p>References: Work Health & Safety Act & Regulations-</p>		
 POISONING, EXPLOSION, BURNS	HIGH 22	MEDIUM 15
<p>Risk Treatments in Place: Tank ID Label The tank(s) on this item of plant have clear, legible label(s) identifying their contents, and if appropriate any necessary controls re: the contents. These must be present, clear and legible at all times. (this includes radiator, hydraulic and petrol/diesel tanks)</p> <p>References: Work Health & Safety Act & Regulations-</p>		
 HEARING LOSS	HIGH 19	MEDIUM 14
<p>Risk Treatments in Place: Hearing Protection Label - Operator The hazard warning label(s) re: wearing of hearing protection attached to this item of plant refer to the level of noise produced. Permanent hearing damage will result if hearing protection is not worn. These labels must be present, clear and legible at all times whilst this item of plant is in operation.</p> <p>References: AS/NZS1269, AS3781-</p>		

HAZARD(S)	Prelim. Risk Rating	Residual Risk Rating
 STRIKING, BURNS	HIGH 22	MEDIUM 15
<p>Risk Treatments in Place: Hydraulic Hoses This item of plant has hydraulic hoses. These hoses must be inspected each day or before each use for wear and tear. If there are visible signs of wear immediate action must be taken to control the risk arising from this wear. These inspections must be documented.</p> <p>Hydraulic fluid at high pressure can penetrate the skin, never use any part of your body to check for leaks. If oil penetrates the skin seek medical advice immediately. Always use a piece of cardboard or similar to check for suspected leaks.</p> <p>Hydraulic pressure can be stored and is a hazard. Before disconnection or connection of hydraulic hoses complete the following steps -</p> <ol style="list-style-type: none"> 1. Stop engine 2. Keep all bystanders clear of the work area 3. Refer to operators manual as to methods to release pressure 4. Wait 5 minutes <p>References: AS2671, AS4024</p>		
 ENTANGLEMENT	HIGH 22	MEDIUM 15
<p>Risk Treatments in Place: Engine Guards The engine fan and alternator belts, pulleys and gears are guarded. These guards must be present and fully functional and serviceable at all times whilst this item of plant is in operation.</p> <p>References: AS/NZS4024.1601</p>		
 OPERATIONAL MALFUNCTION	HIGH 22	LOW 2
<p>Risk Treatments in Place: Plant Modification The plant is in original condition.</p>		
 INCORRECT OPERATION	HIGH 20	MEDIUM 14
<p>Risk Treatments in Place: Intuitive Controls The controls fitted to this item of plant are orientated so that the movement of the control is consistent with the action of the machine e.g. moving a control lever to the left results in the machine turning to the left. This design feature must be maintained at all times whilst this item of plant is in operation.</p> <p>References: AS/NZS4024.1906</p>		
 STRAINS	HIGH 19	LOW 5
<p>Risk Treatments in Place: Controls Ergonomics All controls including all levers, buttons, pedals, switches etc, are placed near the operator work position and are easy to reach and operate during the execution of the operator's normal duties. This applies for all persons within the 95th percentile of the normal population distribution.</p> <p>References: AS/NZS4024.1901</p>		
 STRIKING, BURNS	HIGH 19	LOW 5
<p>Risk Treatments in Place: Hydraulic Hose Failure Shield This item of plant is fitted with a sturdy, permanent shield(s) between the hydraulic hoses and any body parts of the operator to provide protection during a hose or component failure. This shield(s) must be present and fully functional at all times whilst this item of plant is in operation.</p> <p>References: AS2671, AS4024, ISO4413</p>		
 SLIPPING, INCORRECT OPERATION	HIGH 17	LOW 6
<p>Risk Treatments in Place: Control Levers/Pedals/Buttons All controls including all levers, buttons, pedals, switches etc. must be kept non-slip and free from damage at all times.</p> <p>References: AS/NZS4024.1901</p>		

	HAZARD(S)	Prelim. Risk Rating	Residual Risk Rating
	 BURNS	MEDIUM 9	LOW 5
	Risk Treatments in Place: Exhaust The engine exhaust on this item of plant is fitted with a guard to prevent injury to any person and control the risk of initiating a fire. It must be present and fully functional and serviceable at all times whilst this item of plant is in operation. References: AS/NZS4024.1201		
MAINTENANCE	 CURRENT OR PREVIOUS STRUCTURAL DAMAGE	CRITICAL 25	MEDIUM 15
	Risk Treatments in Place: Structural Integrity Regular checks for structural damage must be undertaken. Look for cracks in frames/chassis (current or repaired), bends or damage to structural components, etc.		
	 INCORRECT OPERATION	HIGH 22	MEDIUM 15
	Risk Treatments in Place: Maintenance Manual The manufacturer's maintenance manual(s) has been supplied for this item of plant These manual(s) must be available at all times to all users and maintenance staff of this item of plant. All users and maintenance staff must read and be familiar with these handbook(s) prior to maintaining or repairing this item of plant. A complete risk assessment/JSEA must be undertaken covering all inspection, maintenance, servicing and transportation requirements of this piece of plant prior to use. A full assessment of the competence of people using the book(s) must also be undertaken References: Work Health & Safety Act & Regulations-		
	 STRIKING, BURNS	HIGH 22	MEDIUM 15
	Risk Treatments in Place: Hydraulic Damage The hydraulic hoses to this item of plant are free from damage and protected against damage arising from contact with the plant structure. Ensure that hoses are free from damage and that protection is in place at all times whilst this item of plant is in operation. Inspection of the hydraulic hoses and protection system should be conducted regularly and documented as part of your plant safety programme. References: AS2671, AS4024, ISO4413		
	 OPERATIONAL MALFUNCTION	HIGH 22	LOW 2
	Risk Treatments in Place: Major Fluid Leaks This item of plant must remain free from leaks at all times whilst in operation (this includes engine, transmission, cooling system, air, fuel, drive line, wheel hubs, steering and hydraulics). Development of a major leak will require this item of plant to be stood-down until repaired. Minor leaks detected must be repaired within 1-14 days. References: ISO31000		

SECTION 6 IMAGES AND NOTES

IMAGES

- No Images Available -

NOTES

- No Notes Available -

TYPE	Compaction Plates, Pedestrian Operated	Report Number	BTE 20200205-1646
MAKE	Bomag	Date	05-Feb-2020
MODEL	BPR100/80D	Created By	Monica Dransfield
SERIAL NUMBER	101695341104	Assessor	Monica Dransfield
		Assist. Assessor(s)	Keith Horwood
		Owner	Tutt Bryant Equipment - WA
		Customer	EDGEHILL HOLDINGS PTY LTD
		Assessment Purpose	Sale
		State	WA

PURCHASER ACKNOWLEDGEMENT

I the undersigned acknowledge that I have read and understand the risk management report described above. I also acknowledge that I have recieved a copy of this risk management report. I also acknowledge that I am authorised to sign on behalf of the purchaser.

Name _____
 Company Name _____
 Position _____
 Signature _____
 Date _____

The manufacturer's operational & maintenance handbooks have been supplied,
 (circle one) YES NO (initial) _____

Please transfer this assessment to my Plant Assessor membership as a (circle one) HIRE / PLANT IN USE assessment.

My Plant Assessor email is _____